



ridhi sidhi  
h e i g h t




Ridhi Sidhi Height is centrally and conveniently located in Bishnu Rabha Path, just 100 meters away from Beltola Tinali. Unarguably it is within very easy distance from all communication nodes of the area. The following prominent facilities are within a radius of 2 km distance from the site. Ridhi Sidhi Height will provide an out of the city ambience, within the city location.

- ✦ Sri Sankaradeva Nethralaya
- ✦ Beltola Tinali Comm. area
- ✦ National Highway No.37
- ✦ Administrative Staff College
- ✦ Central Nursing Home
- ✦ Regional Science centre
- ✦ Sarusajai Sports Complex
- ✦ GNRC and Down Town Hospitals
- ✦ Proximity to Schools and colleges



DISTANCE TO FEW PROMINENT PLACES FROM OUR SITE :-

- ✦ Airport – 26km
- ✦ ISBT Bus Terminal – 7km
- ✦ Guwahati Railway Station – 9km



*Adding melodies to Lifestyle*





**ridhi sidhi height** has been modelled as a future home complex with international appeal, something that caters to the discerning attitudes of today.

Unmatched planning is aptly complimented by efficient space management and exquisite designing.

Such is the combination of aesthetics and the practical. Little wonder that Ridhi Sidhi Height sets a unique example in comfort and scientific space allocation.



# Harmony of Interiors






**luxury** is the only word we can think of while defining **ridhi sidhi height**. Be it in the flooring we use for all the living spaces or the avant-garde fixtures that go into the bathrooms.

These exquisite interiors though, come with a humble respect to nature, so to replenish nature's ground water, hi-tech rain water harvesting system is in place.

This blend of modernistic and natural, coupled with new-age security systems, creates for you in **ridhi sidhi height**, a safe, stylish and serene haven, you'd love to call home.





# *Melodious Perfection*

**detailing** is the main feature of the complex. In other words, the amenities have been immaculately chosen to go with the design philosophy that governs this complex. From state-of-the-art fixtures to the futuristic back-ups, provide every resident that extra edge that is needed for a modern executive.



# *Silent Whispers*





Further this gated complex is provided with inter-complex security points and support facilities, making **ridhi sidhi height** practically impregnable. The idea is to instill in everyone the confidence of safety and surety.


Beyond the bricks and concrete, however there's something unique to look forward to. The beautifully landscaped, lovingly looked after greens, basking in bountiful sun and fresh air.



Kids Play Area



Jogging Track



Gym

# *Recreation*



Swimming Pool

Recreations at its best includes Swimming Pool. Swimming is not only relaxing for the mind and body but it is also the best form of exercise, with separate changing area for men & women. Jogging track and Kids play area. Community hall. An all purpose State-of-the-Art Gym for the healthy living.





ridhi sidhi  
hotels





*Adding melodies to Lifestyle*

**3**  
ridhi sidhi  
height



**Ridhi Sidhi Height** is centrally and conveniently located in Bishnu Rabha Path, just 100 meters away from Beltola Tinali. Unarguably it is within very easy distance from all communication nodes of the area.

+ Airport - 26kms    + ISBT Bus Terminal - 7kms    + Guwahati Railway Station - 9kms



# FLOOR PLANS





# FLOOR PLANS






# FLOOR PLANS





## AMENITIES, COMFORT & CONVENIENCE

- 60 well designed flats in 11 floors with adequate car parking space for each.
- Spacious design for all flats to rule out discomfort at any level. Elegant & intelligently designed, the apartments are created to fulfill all personal requirements.
- Spacious balconies in each flat.
- Adequate open space in front (more than 75% of the total plot) for developing large green areas/extensive landscaping.
- Swimming pool with separate changing area for men & women.
- Jogging track.
- Kids play area.
- AC Community hall and fully equipped gymnasium.
- Exquisite landscape garden with pleasant sitouts.
- 24 hours water supply with filter plant/ online iron removal plant.
- Generator facility for elevators, water pumps, common area lights and internal light and fan points.
- 2 Automatic elevators of 8 passengers & 1 large service/goods elevator to serve all floors.
- Servants' toilet at ground floor level.
- Rainwater harvesting system to provide water for landscaping and car wash.



Kids play area



Automatic Elevators

## SAFETY AND SECURITY:

- G+11 R.C.C. framed structure designed as per B.I.S. norms conforming to seismic zone V to withstand earthquakes.
- Soil tested in laboratory and suggestions by soil consultant implemented in foundation design to achieve more adequate bearing capacity.
- Bored compaction pile foundation for superior stability.
- Secured compound with both manned and round the clock hi-tech security systems.
- Copper wiring with MCBs in each flat.
- Fire fighting provisions.



## SPECIFICATIONS

### ◆ FLOORING: -

2'x2' Vitrified tile flooring in all flats.  
Wooden flooring in Master bedroom.  
Anti skid ceramic tiles in toilets.  
Marble/Granite in the common areas like staircase and elevator lobby.

### ◆ WALL FINISHES:-

Wall Putty on all internal walls.  
Weather coat exterior paint over wall putty and superior cladding materials for all external walls.  
12"X18" ceramic tiles in toilet walls up to lintel height.  
12"X18" ceramic tiles above counter top in kitchen upto 2' height.  
Granite cladding for dodo work of all elevator.

### ◆ DOORS:-

Main door of heavy duty bwp flush with decorative veneers and architrave and all other doors of bwp flush of good quality.

### ◆ WINDOWS:-

Powder coated / Anodized aluminium windows.  
Safety iron grills in all windows.

### ◆ ENTRANCE LOBBY:-

Provided with false ceiling and granite floors.

### ◆ PLUMBING: -

PPR piping work in all toilets and kitchens.  
Provision for both hot and cold water system.  
Premium quality C.P. fittings.  
Water purifier point in kitchen.

### ◆ SANITARY: -

Superior quality white china sanitary ware make in all toilets.  
Wall hung WC with concealed cistern of approved make.

### ◆ HARDWARE:-

Premium quality Ornamented hardware fittings.

### ◆ ELECTRICAL:-

Multi Strand concealed copper wiring.  
MCB-DB/ELCBs for safe electrical distribution as required.  
Elegant Modular switches.  
A.C. plug point in master bedroom.  
Power plug points in kitchen for OTG / Oven / Mixer / Grinder.  
Separate power backup system for flats as well as common areas.  
Standby common generator to serve elevator, water pump, elevator lobby, parking area, pathways and landscaped areas.

**N. B.** Any changes over the above mentioned specification shall be at an extra cost.





HOME LOANS AVAILABLE FROM:







ridhi sidhi  
h e i g h t

RIDHI SIDHI INFRACON PVT. LTD.  
NH 37, Behind Assam Weigh Bridge  
Guwahati - 781 022, Assam  
Telefax: 91 361 2229 623 |  
e-mail : rsinfracon@gmail.com  
www.ridhisidhi.co.in

SITE ADDRESS:  
RIDHI SIDHI HEIGHT  
House No. 25, Bishnu Rabha Path,  
Beltola Tinali,  
Guwahati - 781028

Architects : Kamal Dewan Associates, Delhi  
Amitabh Sharma and Associates, Guwahati  
Designed by : www.midgraphix.com